

VICTORIA INTERNATIONAL COLLEGE
American Department
2009/2010



Class : Grade K
Class Teacher : Ms. Marwa Sewellam
From 24/1 to 28/1



H h



ACTION

Act as if panting after a race, holding hand up to mouth, and saying *h, h, h*.


hop

hot

huff

house

hill



h



Draw the letters dotted here:

Practice writing the word **two**:

two two two

one
two

Sight Word Readers

Sharing



One umbrella,
lots of friends!



One ball, two friends. ❶



One book, two friends.



One swing, two friends. ❷

Sight Word Readers

Scholastic grants teachers permission to reprint this book for educational purposes.
Copyright © 2003 by Scholastic. All rights reserved.
Printed in the U.S.A.

Practice writing the word **one**:

one one one



One wagon, two friends.



One umbrella, two friends. 7



One rope, two friends.



One tree, two friends. 9



Funny Garden

Does each picture show something that can really happen?

Circle **yes** if it does.

Circle **no** if it does not.



yes

no



yes

no




yes

no




yes

no



yes

no



yes

no

L l



ACTION

Pretend to lick a lolly, saying
lilly

lolly

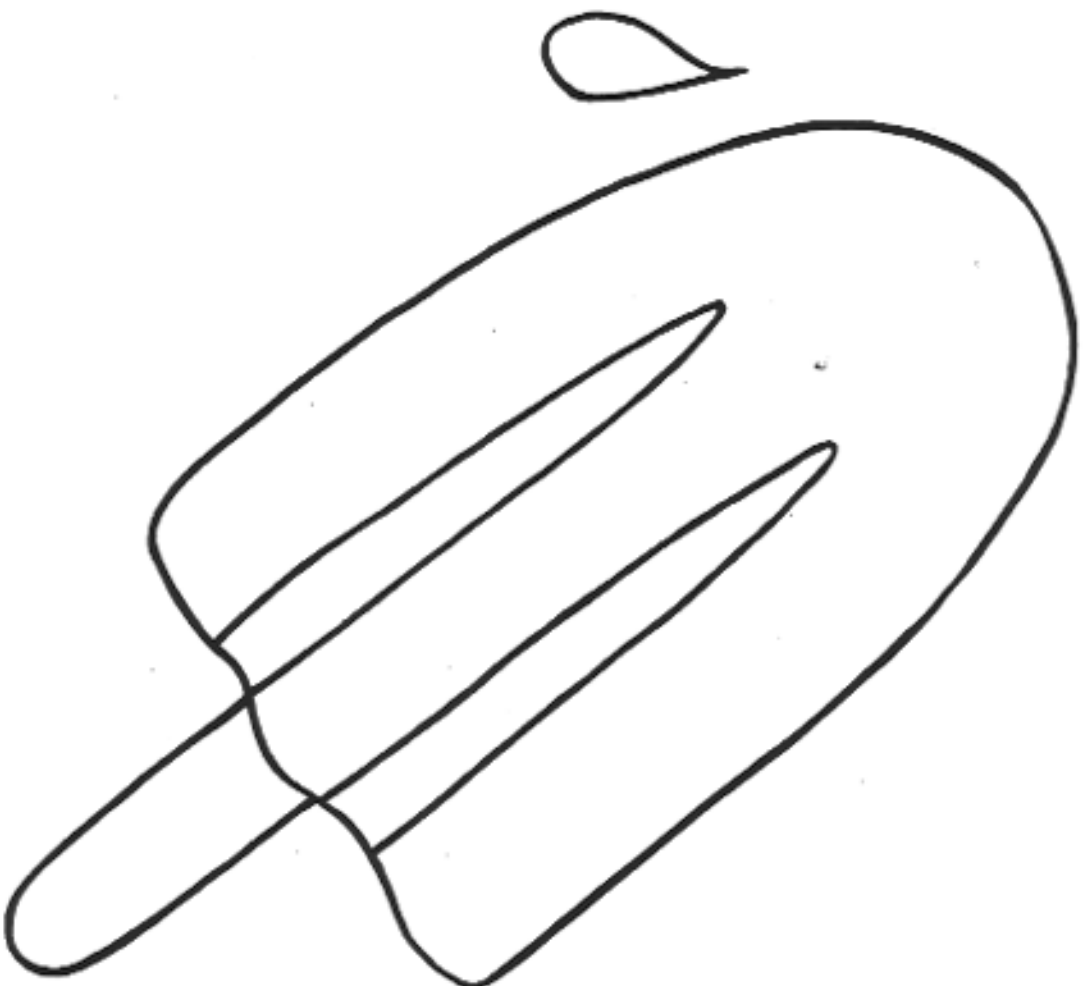
lick

lemon

spell

slug

Draw the
letters
dotted here:



A writing practice line consisting of a solid top line, a dashed middle line, and a solid bottom line. The letter 'L' is written at the beginning of the line. The rest of the line is divided into four equal-width boxes by vertical dashed lines, each containing a dotted uppercase letter 'L' for tracing.



J j



ACTION

Pretend to be a jelly, and wobble, saying *J, j, j, jelly*.

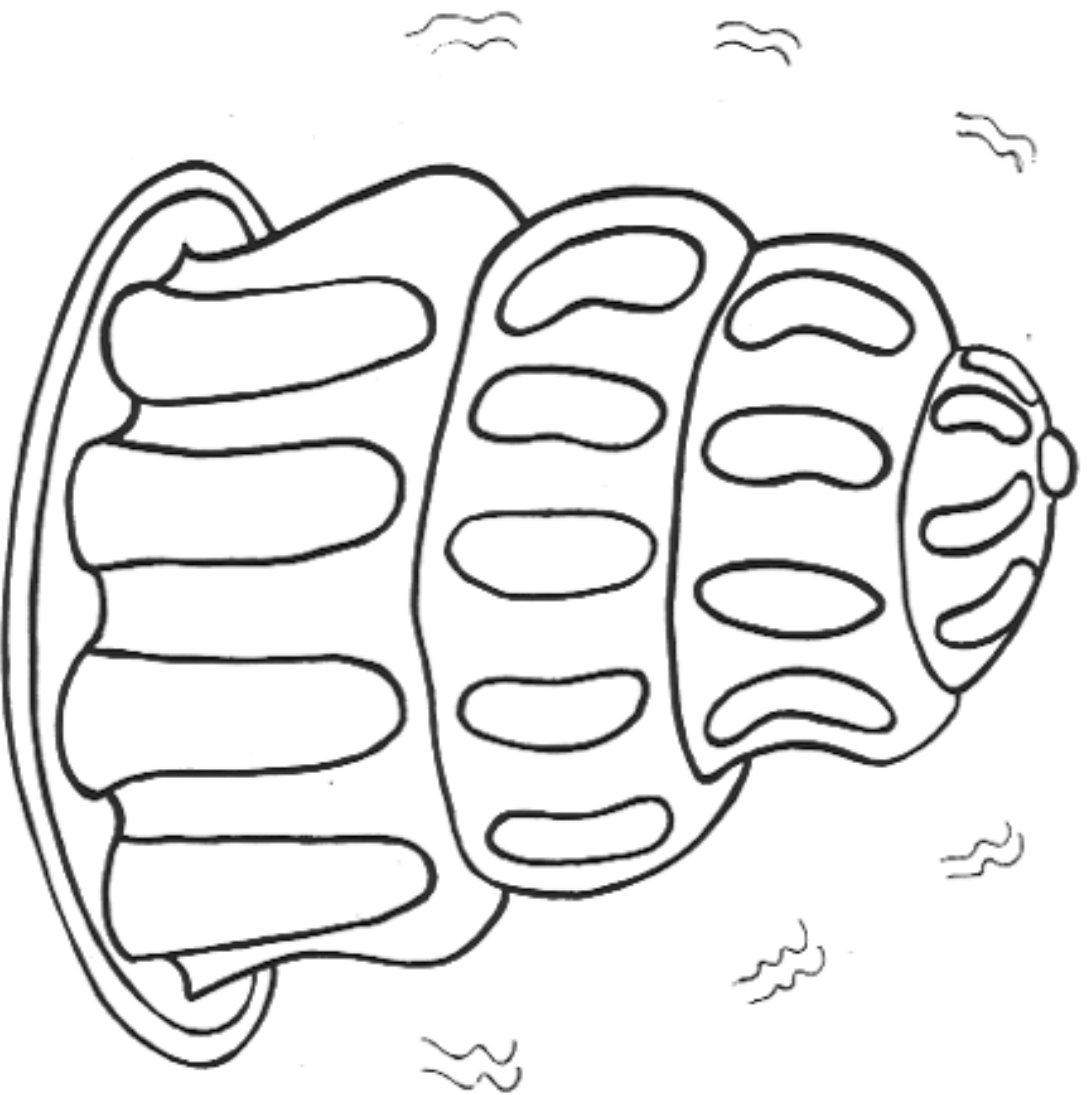
jelly

jump

jet


jug

jam



Draw the
letters
dotted here:

j






easy

Letter Sudoku: ABCD

This is a Sudoku puzzle!

To play, fill in each blank square with the correct letter.

Remember: The letters **A**, **B**, **C**, and **D** must appear only once in each

row , column , and block .

| | | | |
|---|---|---|---|
| D | A | B | C |
| | C | | A |
| A | B | C | D |
| | D | | B |

Flower Puzzle

Color the picture in the large box.
Next cut the picture into squares and shuffle
the pieces. Give to the student on your right.
When your teacher shouts, "Go" put the puzzle
together as quickly as you can.

